

COMFORT, FROM THE
GROUND UP:

Bedroom Tiles
That Design Your
Perfect Retreat




2025

TILE GUIDE

THE BEDROOM BEGINS BENEATH YOUR FEET

Hi! I'm Ashok,
your tile expert from Johnson. When it comes to home design, bedroom flooring is often an afterthought. But the right tiles can make your bedroom feel both stylish and soothing, while being easy to maintain. In this guide, I'll walk you through everything you need to know about choosing bedroom tiles that reflect your personality and create a restful retreat.



MYTH vs FACT

Before we dive deeper, let's clear up a common misconception:

Myth: Tiles feel cold and impersonal-wood or carpet is better for bedrooms.

Fact: With the right finish and design, tiles can be both warm and cozy-while being easier to maintain.

Today's bedroom tiles are available in wood-look planks, satin matt textures, and natural stone tones that create exactly the kind of calm, welcoming atmosphere bedrooms are meant for. And unlike wood or carpet, they're moisture-resistant, easier to clean, and don't require special care.



WHY TILES DESERVE A PLACE IN THE BEDROOM

Tiles may not be the first material that comes to mind for bedroom floors—but they absolutely should be. With today's versatile designs, tiles can deliver the cozy warmth of wood, the elegance of marble, or the calm of natural stone—while offering the everyday durability and maintenance-free convenience that busy homes need.

Bedrooms also have lower foot traffic compared to living rooms and kitchens, which means you don't need floors that are engineered for heavy usage. What you do need is a surface that sets the mood, complements your furniture, and creates a space that truly feels like yours.



MAKE EVEN A COMPACT BEDROOM FEEL MORE OPEN



Bedrooms in most homes range between 120 to 150 sq. ft. That might feel like a design limitation—but it's actually an opportunity. With larger-format tiles like 60 × 120 cm or 80 × 160 cm, you reduce grout lines, creating a more expansive and seamless appearance.

Even 60 × 60 cm tiles can work beautifully in tighter spaces when paired with the right finish. And since up to 70% of the floor is covered by furniture, the part you do see has an outsized impact on the feel of the room.

FOR WARMTH AND TEXTURE, WOOD-LOOK TILES ARE A TOP CHOICE



If you want your bedroom to feel restful and natural, wood-look tiles deliver. Unlike real wood, they don't scratch, absorb moisture, or require polishing—yet they offer the same richness and grain detail you'd expect from traditional flooring.

You can choose from:

- 60 × 120 cm
- 20 × 120 cm
- 20 × 100 cm plank tiles

Laid in brick or herringbone patterns, they bring instant visual interest and a handcrafted, cozy feel.



Tile Sizes:

60x120
cms



20x120
cms



20x100
cms



PREFER ELEGANT AND MINIMALIST? EXPLORE MARBLE AND STONE FINISHES

For those who prefer a more luxurious or understated aesthetic, marble-look tiles in soft neutral tones can turn a bedroom into a serene escape. Beige, grey, and off-white palettes offer timeless appeal and a calm, spa-like presence.

If you're after modern minimalism, tiles inspired by natural stone in Eden shades like light brown or cement grey offer quiet elegance without visual clutter.

You don't have to choose between beauty and function—you can have both.



CHOOSE THE FINISH THAT MATCHES YOUR MOOD

Just as much as the design, the surface finish affects how your bedroom feels. For a soft, intimate atmosphere, satin matt is a go-to. It's warm underfoot and doesn't glare under lighting. If your room lacks natural light or you prefer a brighter, sleeker look, glossy tiles reflect light to open up the space. Or, if you want something textured and earthy, rustic finishes bring subtle variation and touchable depth.

QUICK CHECKLIST FOR BEDROOM TILES

Use this as a reference when selecting tiles across different bedroom surfaces:

FOR SMALL OR COMPACT BEDROOMS:



- ✓ Tile sizes like 60 × 120 cm create a more open, seamless look
- ✓ Use satin matt finishes for comfort underfoot

FOR A WARM, WOODEN LOOK:



- ✓ Choose wood-look tiles in 20 × 100 cm, 20 × 120 cm, or 60 × 120 cm formats
- ✓ Consider brick or herringbone layouts for added interest

FOR ELEGANT OR MINIMALIST BEDROOMS:



- ✓ Go with marble-inspired or stone-finish tiles in neutral shades
- ✓ Explore tones like soft white, cement grey, or warm beige

FOR FINISHES THAT WORK:



- ✓ Satin matt = cozy, understated
- ✓ Glossy = bright, sleek, modern
- ✓ Rustic textures = characterful, tactile

WHICH BRAND TO CHOOSE?

There are several good tile brands that offer surface solutions for bedrooms. But if you're looking for a brand that consistently gets the balance between aesthetic warmth, low maintenance, and long-lasting quality right—Johnson Tiles is worth exploring.

With over 67 years of tile manufacturing expertise, Johnson is one of India's most trusted names—chosen by countless homeowners across the country.

The brand invests in product development based on real customer needs, especially in the context of Indian homes and climates.

Their tiles are designed to combine practical performance with stylistic versatility, including wood-look, marble, minimalist, and stone-inspired finishes.

Johnson offers a wide range of options suited for bedrooms—covering different sizes, textures, and layouts that help transform your bedroom into a personal retreat.

TAILORED TILE SOLUTIONS FROM JOHNSON FOR EVERY BEDROOM LOOK

If you're considering Johnson for your bedroom, here's how their collections are structured to support different aesthetics and layout needs:

For a Warm, Natural Feel:

- Wood-look plank tiles in
- 60 × 120 cm (Johnson & Porselano Collection)
- 20 × 120 cm (Porselano Collection)
- 20 × 100 cm (Johnson Collection)
- Can be installed in brick or herringbone patterns for added character

For a Luxury Aesthetic:

- Marble-inspired tiles in soft beige, light grey, and off-white
- Available in 60 × 120 cm and 80 × 160 cm formats (Johnson & Porselano Collection)



For a Calm, Minimalist Style:

- Tiles in Eden shades like soft beige, light brown, and cement grey

For Finishes That Match Your Mood:

- Satin Matt – Comfortable and warm
- Glossy – Brightens the room
- Rustic Textured – Adds tactile charm

FOR BEDROOM TILES

Explore more:

- *If you want to know more, step into a **Johnson Experience Centre**, where experts will guide you in choosing the perfect tiles.*


<https://www.hrjohnsonindia.com/display-centre>

- *If there isn't one near you, **visit the Johnson website** to find the closest authorized Johnson dealer.*

<https://www.hrjohnsonindia.com/dealer-locator>

- *Or try our **Tile Studio**, an interactive tool that lets you see how different tiles will look in your own space.*

<https://www.hrjohnsonindia.com/johnson-tile-studio>





<https://www.hrjohnsonindia.com>

Scan the QR code to explore our
range of tiles for all spaces
and find the perfect fit for your home.

Planning Other Spaces Too?

If you're exploring tile options for other areas in your home, you might find these guides useful. Click to explore each one, designed to help you choose the right tiles based on the specific needs and usage of that space.

[Living Room Tiles](#)

[Kitchen Tiles](#)


[Staircase Tiles](#)

[Roof/Terrace Tiles](#)

[Bathroom Tiles](#)

Feel free to refer to them as you plan your home-it's often helpful to look at the full picture before making your final selections.



 Whatsapp: +91 84510 57484 • Toll free number: 1800-210-7484
Email ID: tiles.customer@prismjohnson.in