

BEYOND THE
ORDINARY

MARBONITE
STONE



PERFECT
FLATNESS



FLAWLESS
INSTALLATION



HIGH BREAKING
STRENGTH

FULLBODY
COLLECTION

MM



Marbonite[®]
Preferred over Italian Marble, worldwide
by
JOHNSON[®]



The Future Of Surfaces

Our product stands as a symbol of strength, elegance, and innovation in architectural surfaces. Designed to meet the evolving needs of residential and commercial spaces, Offers a versatile portfolio of high-performance tiles engineered for durability and design excellence. Its advanced range - spanning Designer Body (DSB), Full Body, Double Charge, and Soluble Salt - is crafted to deliver superior functionality without compromising aesthetics. The stain-free property and a variety of premium finishes, including Rocker, Polished, and Matt, caters to diverse style preferences. From large-format slabs for countertops and lobbies to full body tiles and elegant flooring options, It seamlessly blends form and function to redefine modern living and contemporary architecture.

BEYOND THE ORDINARY



10mm

| KEY FEATURES



10 MM THICKNESS
Enhanced strength and durability



PERFECT GROUT
Lines for a neat and uniform appearance



NO LIPPAGE
Ensuring smooth and even tile surfaces



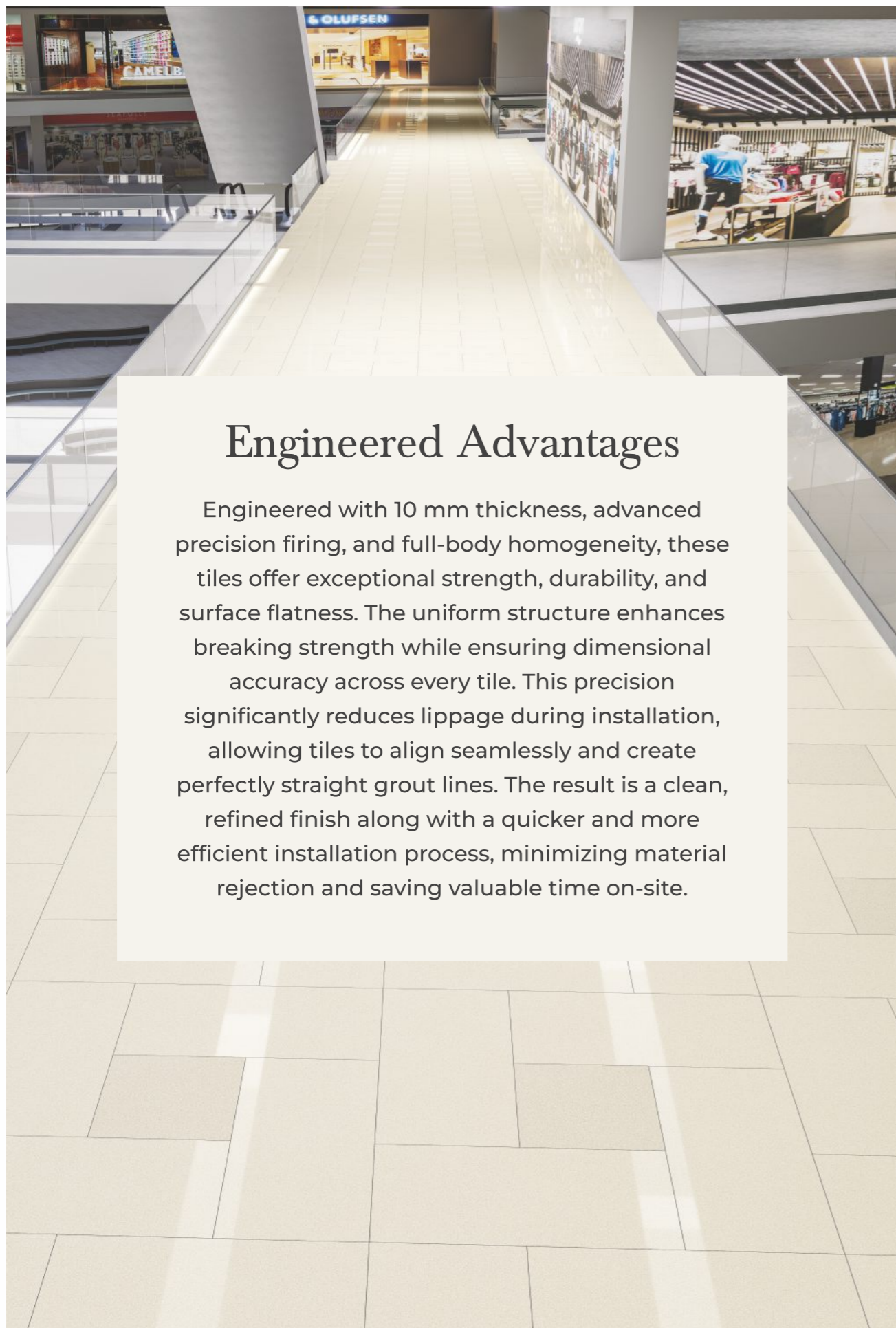
FASTER INSTALLATION
Reduced rejection and better efficiency



WARPAGE FREE
Ensures smooth, even, & flawless installation



HIGH BREAKING STRENGTH
Ensuring superior strength & long-lasting durability



Engineered Advantages

Engineered with 10 mm thickness, advanced precision firing, and full-body homogeneity, these tiles offer exceptional strength, durability, and surface flatness. The uniform structure enhances breaking strength while ensuring dimensional accuracy across every tile. This precision significantly reduces lippage during installation, allowing tiles to align seamlessly and create perfectly straight grout lines. The result is a clean, refined finish along with a quicker and more efficient installation process, minimizing material rejection and saving valuable time on-site.

Sizes That Fit Every Vision

Our tiles are available in versatile sizes, 60×120 cm and 60×60 cm. Designed to suit a wide range of interior styles and layouts. The larger 60×120 cm format creates a spacious, seamless look with fewer joints, making it ideal for modern and expansive spaces. Meanwhile, the 60×60 cm size offers balanced proportions that work beautifully in both compact and open areas.


Together, these sizes provide the flexibility to achieve elegant, well-defined designs, making our tiles a perfect choice for both residential & commercial environments.

FULLBODY VITRIFIED TILES

Thickness
10mm ⇄

Sizes
60x120cm
60x60cm

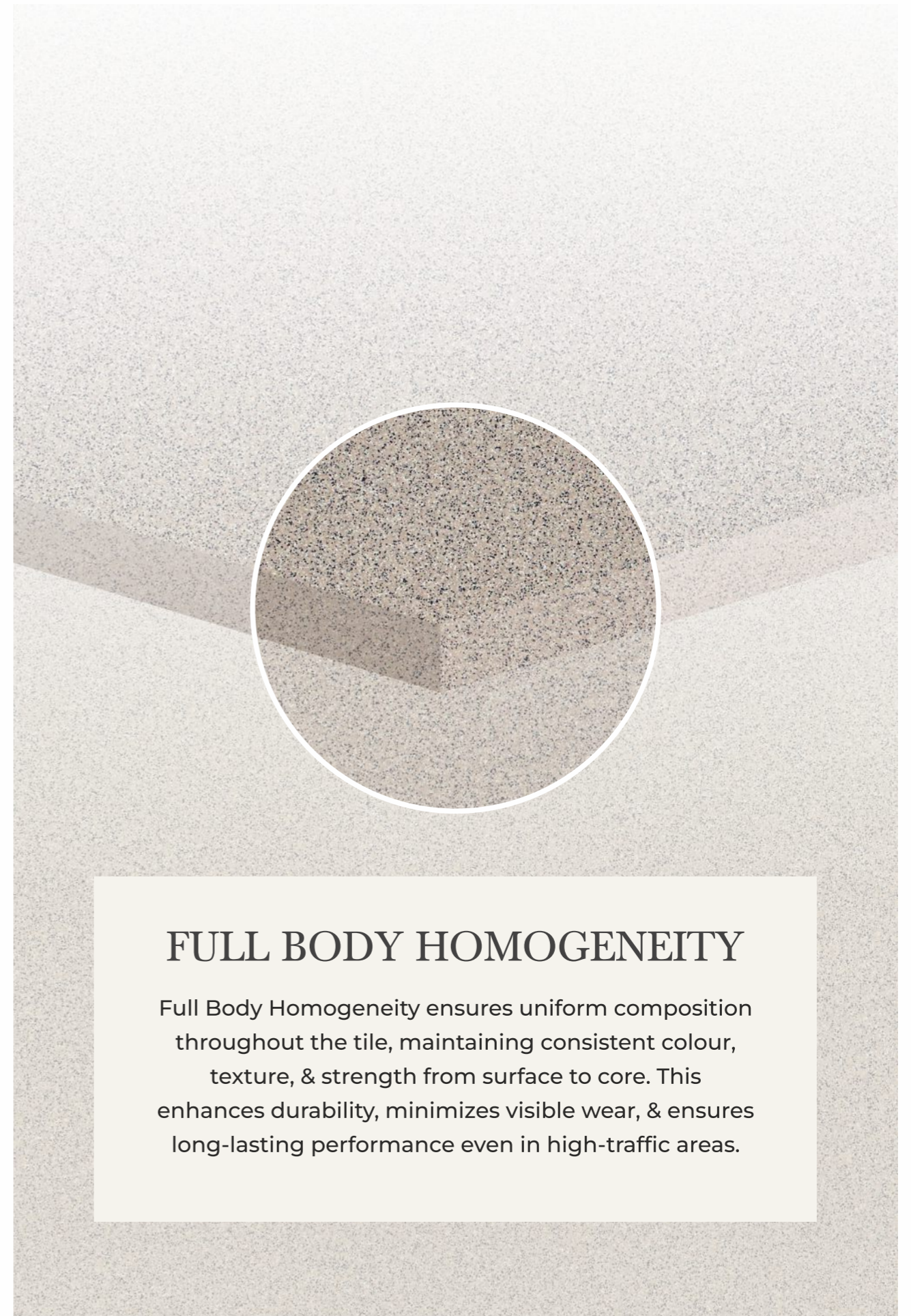
Surfaces
Matt, Polished





PERFECT FLATNESS

Perfect flatness ensures each tile has an even and uniform surface, allowing seamless alignment during installation. This precision reduces lippage, enhances overall aesthetics, and delivers a smooth, flawless finish for a refined and professional look.



FULL BODY HOMOGENEITY

Full Body Homogeneity ensures uniform composition throughout the tile, maintaining consistent colour, texture, & strength from surface to core. This enhances durability, minimizes visible wear, & ensures long-lasting performance even in high-traffic areas.



A Finish For Every Imagination

Our tiles come alive through signature surface finishes Polished, and Matt - each crafted to elevate spaces with its own distinct character. The Polished finish brings a luxurious reflective sheen, and the Matt finish offers understated elegance with a contemporary touch. Designed for both residential and commercial environments, these finishes not only enrich every aesthetic vision but also ensure long-lasting durability and effortless maintenance.



Polished Finish:

Smooth, refined surface with balanced elegance and practicality.

Matt Finish:

Subtle, non-reflective surface for understated sophistication.

STAIN-FREE TECHNOLOGY

Always Fresh, Always Spotless



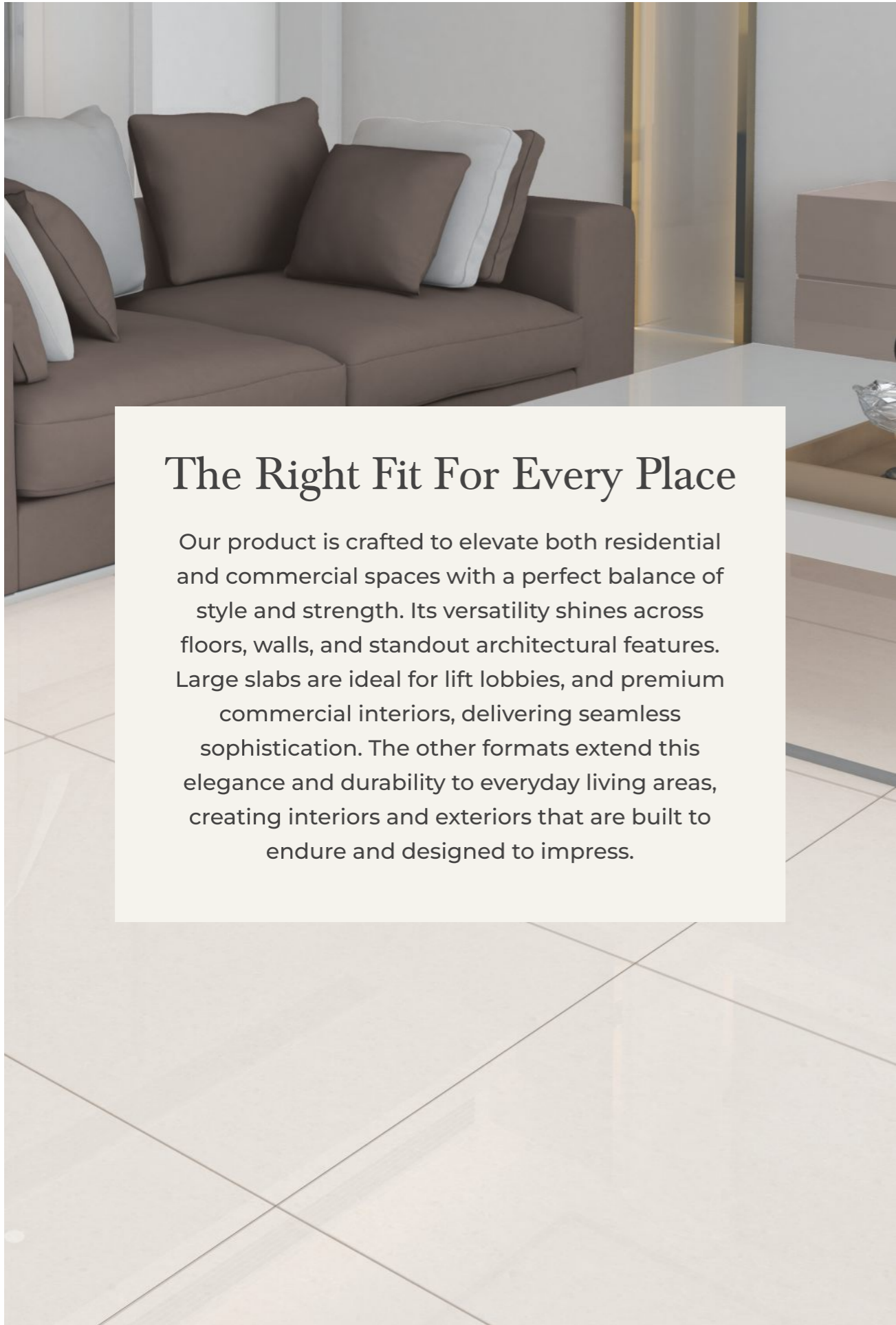
STAIN-FREE



EASY TO CLEAN



Our tiles are designed with advanced stain-resistant technology that prevents spills, dirt, and daily marks from penetrating the surface. This helps the tiles retain their original shine and colour, keeping them flawless and free from discolouration over time. Their smooth, non-porous surface makes cleaning simple and hassle-free, allowing stains and dust to be easily wiped away. Because of their durability and low maintenance, our tiles are ideal for both residential and commercial spaces where long-lasting beauty, hygiene, and performance are essential.



The Right Fit For Every Place

Our product is crafted to elevate both residential and commercial spaces with a perfect balance of style and strength. Its versatility shines across floors, walls, and standout architectural features. Large slabs are ideal for lift lobbies, and premium commercial interiors, delivering seamless sophistication. The other formats extend this elegance and durability to everyday living areas, creating interiors and exteriors that are built to endure and designed to impress.

| APPLICATION AREAS



Wall &
Floor



Dining
Area



Staircases



Entrance
Lobbies



Shopping
Malls



Schools &
Institutions



Restaurants
& Cafés




Office
Spaces



Hospitals &
Healthcare



Airports



Reception
Area



Railway
Station

CONTENT

Content

60X120CM | 60X60CM



01

SOLID SURFACE

FULLBODY 10mm

LIGHT GREY	19
S&P CREMA	21
S&P SILVER	23
S&P IVORY	25
VERDE	27
S&P BLACK	29
S&P PASTEL BROWN	31
S&P SNOW	33
S&P BUFF	35
SUPER WHITE	37
VANTA BLACK	39
S&P FOSSIL	40

60X60CM



02

PLATINA SOLID

SURFACE | *FULLBODY*

PLATINA S&P DARK GREY	43
PLATINA S&P WHITE	44
PLATINA S&P MINT	45
PLATINA S&P LT GREY	46
PLATINA S&P CREMA	47
PLATINA S&P BRONZE	48
PLATINA S&P ROSE	49
PLATINA S&P GOLD	50
PLATINA S&P BEIGE	51

60X120CM | 60X60CM



03

ELEGANCE HIGH

END | *ULTRABODY*

ELEGANCE AQUA	55
ELEGANCE COFFEE	57
ELEGANCE MUSHROOM	59
ELEGANCE BIANCO	61
ELEGANCE NERO	63
ELEGANCE BRICK	65
ELEGANCE OLIVA	67



SOLID SURFACE
FULLBODY 10mm

60X120CM | 60X60CM



PERFECT
FLATNESS



FLAWLESS
INSTALLATION



HIGH BREAKING
STRENGTH

SUPER WHITE	IVORY
SNOW	CREMA
SILVER	BUFF
LIGHT GREY	PASTEL BROWN
FOSSIL	BLACK
VERDE	VANTA BLACK

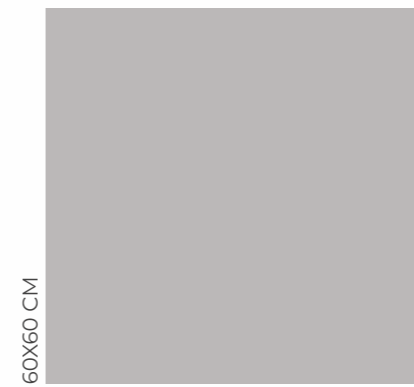
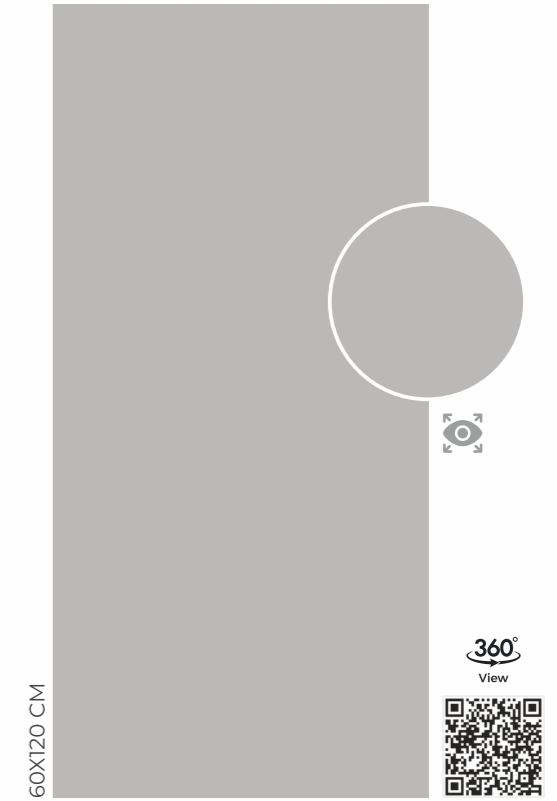



Strong, stylish, and versatile, Solid Full Body Surface tiles blend durability with refined aesthetics. Perfect for both modern & timeless spaces, enhance interiors with lasting performance & elegant design.



SOLID SURFACE

LIGHT GREY



THICKNESS 10MM | FINISH MATT

THICKNESS 10MM | FINISH POLISHED





SOLID SURFACE

S&P CREMA



THICKNESS 10MM | FINISH MATT




THICKNESS 10MM | FINISH POLISHED





SOLID SURFACE

S&P SILVER



THICKNESS 10MM | FINISH MATT

THICKNESS 10MM | FINISH POLISHED





SOLID SURFACE

S&P IVORY



THICKNESS 10MM | FINISH MATT



THICKNESS 10MM | FINISH POLISHED





SOLID SURFACE

VERDE



THICKNESS 10MM | FINISH MATT





THICKNESS 10MM | FINISH POLISHED





SOLID SURFACE

S&P BLACK



THICKNESS 10MM | FINISH MATT


THICKNESS 10MM | FINISH POLISHED





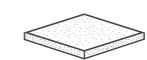
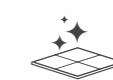
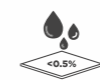
SOLID SURFACE

S&P PASTEL BROWN



THICKNESS 10MM | FINISH MATT

THICKNESS 10MM | FINISH POLISHED



Stain Free

Low Water Absorption $\leq 0.5\%$


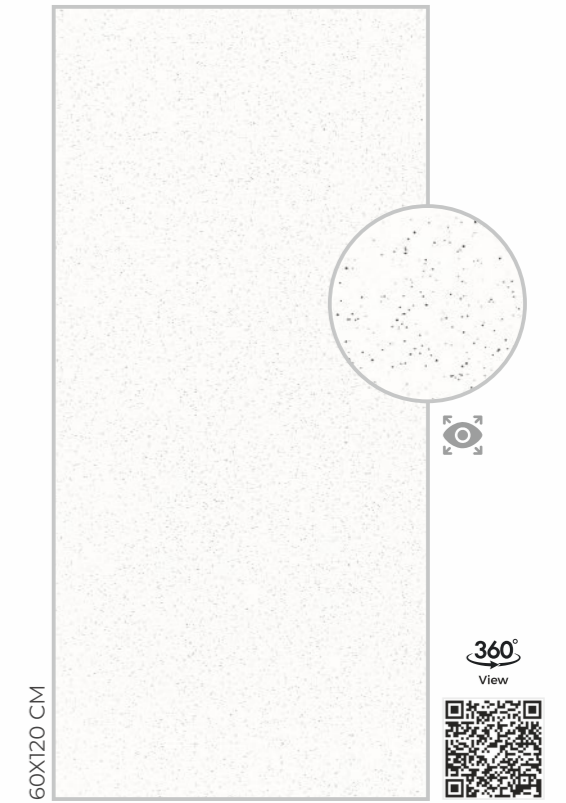
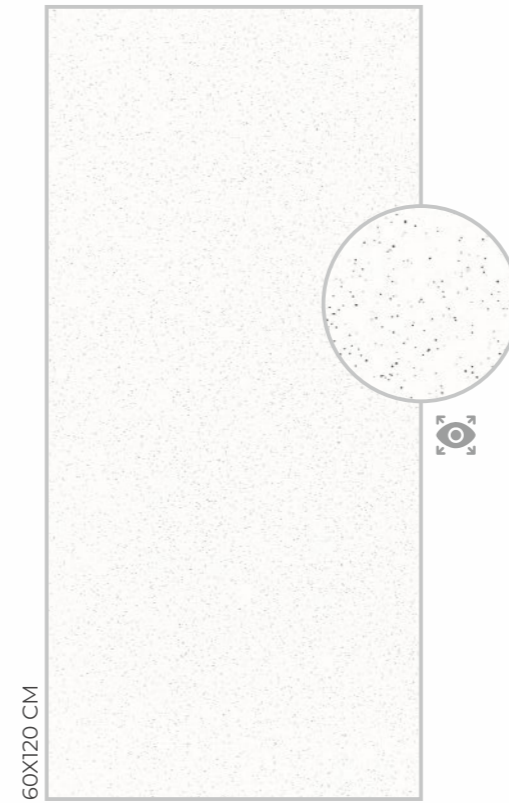
Brighter & Stronger

Full Body Tiles



SOLID SURFACE

S&P SNOW



THICKNESS 10MM | FINISH MATT


THICKNESS 10MM | FINISH POLISHED






SOLID SURFACE

S&P BUFF



THICKNESS 10MM | FINISH MATT

THICKNESS 10MM | FINISH POLISHED

- 

Stain Free
- 

Low Water Absorption
≤0.5%
- 

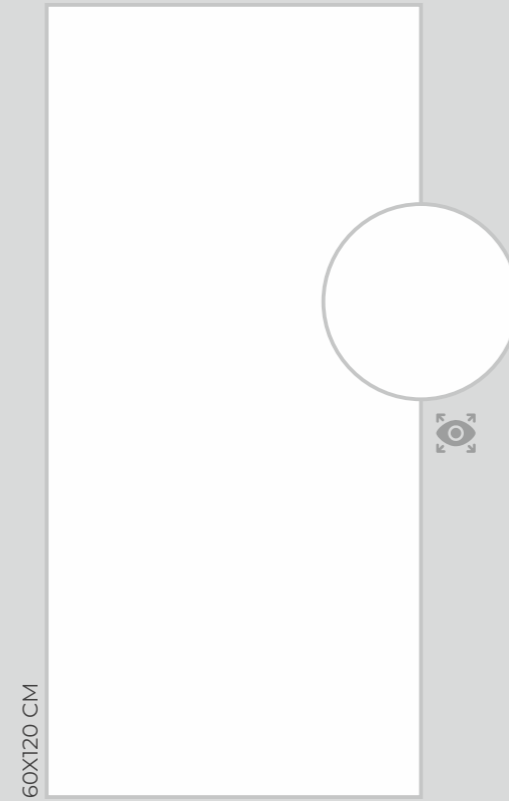
Brighter & Stronger
- 

Full Body Tiles

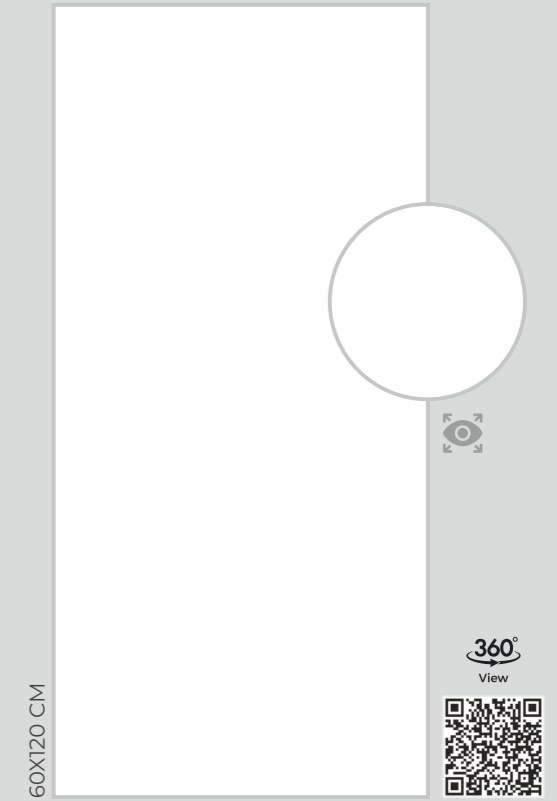


SOLID SURFACE

SUPER WHITE

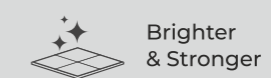
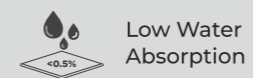


THICKNESS 10MM | FINISH MATT

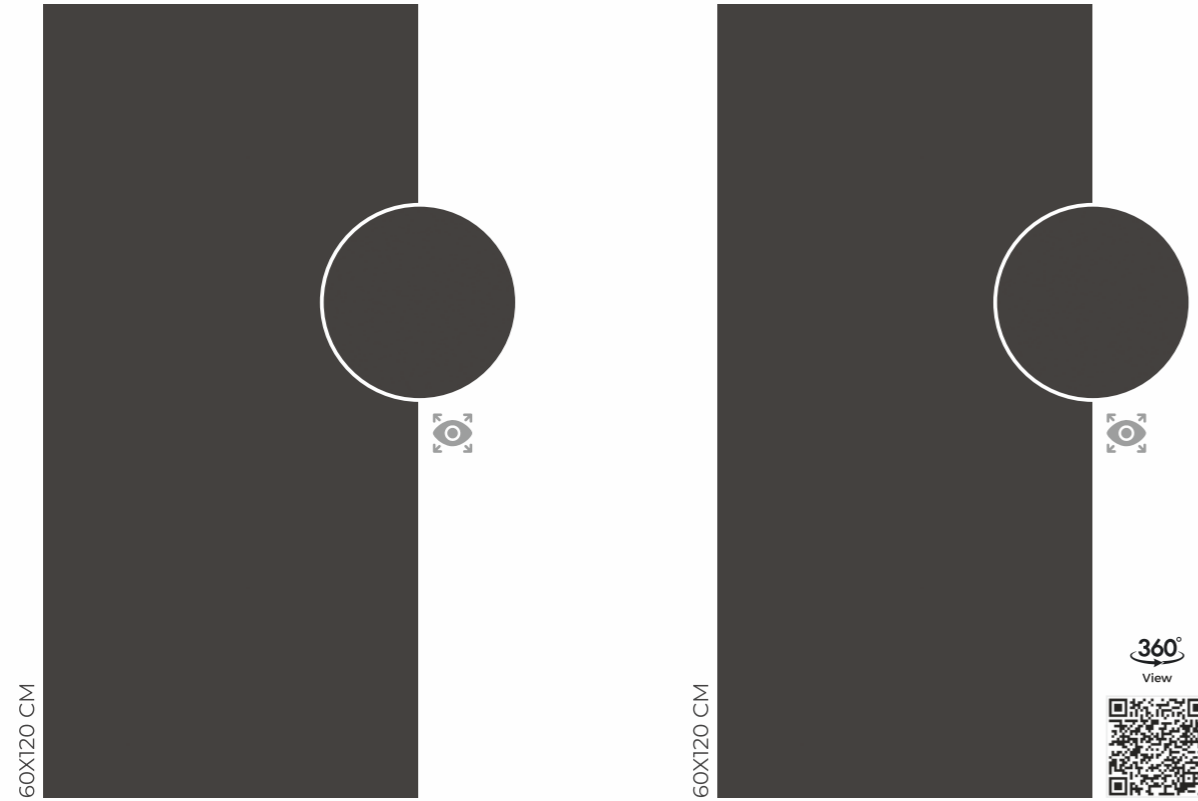


THICKNESS 10MM | FINISH POLISHED

360° View



VANTA BLACK




THICKNESS 10MM | FINISH MATT


THICKNESS 10MM | FINISH POLISHED



- Stain Free
- Low Water Absorption
- Brighter & Stronger
- Full Body Tiles




S&P FOSSIL



THICKNESS 10MM

FINISH MATT



THICKNESS 10MM

FINISH POLISHED



- Stain Free
- Low Water Absorption
- Brighter & Stronger
- Full Body Tiles



PLATINA SOLID SURFACE
FULLBODY

60X60CM




Strong, sophisticated, and built to perform Platina Solid Surface Fullbody tiles combine exceptional durability with a refined, contemporary finish. Ideal for both modern and classic interiors, enhances every space with its versatile appeal, seamless aesthetics, and enduring quality.




PLATINA SOLID SURFACE

PLATINA S&P DARK GREY



60X60 CM

FINISH
MATT
FULLBODY
VITRIFIED TILES




60X60 CM

FINISH
POLISHED
FULLBODY
VITRIFIED TILES




PLATINA S&P WHITE



60X60 CM

FINISH
MATT
FULLBODY
VITRIFIED TILES



60X60 CM



FINISH
POLISHED
FULLBODY
VITRIFIED TILES





PLATINA SOLID SURFACE

PLATINA S&P MINT





FINISH
MATT
FULLBODY
VITRIFIED TILES



FINISH
POLISHED
FULLBODY
VITRIFIED TILES



PLATINA S&P LT GREY



FINISH
MATT
FULLBODY
VITRIFIED TILES



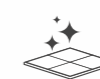
FINISH
POLISHED
FULLBODY
VITRIFIED TILES



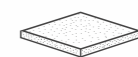
Stain Free



Low Water Absorption



Brighter & Stronger




Full Body Tiles



PLATINA SOLID SURFACE

PLATINA S&P CREMA




FINISH
MATT
FULLBODY
VITRIFIED TILES




FINISH
POLISHED
FULLBODY
VITRIFIED TILES



PLATINA S&P BRONZE



FINISH
MATT
FULLBODY
VITRIFIED TILES




FINISH
POLISHED
FULLBODY
VITRIFIED TILES





PLATINA SOLID SURFACE


PLATINA S&P ROSE



60X60 CM

FINISH
MATT

FULLBODY
VITRIFIED TILES




60X60 CM

FINISH
POLISHED

FULLBODY
VITRIFIED TILES




PLATINA S&P GOLD



60X60 CM

FINISH
MATT

FULLBODY
VITRIFIED TILES



60X60 CM

FINISH
POLISHED


FULLBODY
VITRIFIED TILES





PLATINA SOLID SURFACE

PLATINA S&P BEIGE




60X60 CM

FINISH
MATT
FULLBODY
VITRIFIED TILES



360°
View



60X60 CM

FINISH
POLISHED
FULLBODY
VITRIFIED TILES



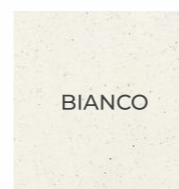
360°
View



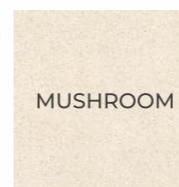


**ELEGANCE HIGH END
*ULTRABODY***

60X120CM | 60X60CM




BIANCO




MUSHROOM



BRICK




COFFEE



AQUA



OLIVA



NERO







Engineered for superior performance & lasting appeal. This series features a high ultrabody composition that ensures excellent wear resistance, enhanced by S&P body elements for a naturally refined & sophisticated finish.



ELEGANCE HIGH END

ELEGANCE AQUA



FINISH MATT | ULTRABODY VITRIFIED TILES




FINISH POLISHED | ULTRABODY VITRIFIED TILES





ELEGANCE HIGH END

ELEGANCE COFFEE

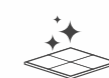


FINISH MATT | ULTRABODY VITRIFIED TILES

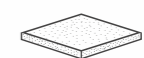
FINISH POLISHED | ULTRABODY VITRIFIED TILES



Low Water Absorption



Brighter & Stronger





Full Body Tiles



ELEGANCE HIGH END

ELEGANCE MUSHROOM



FINISH MATT | ULTRABODY VITRIFIED TILES

FINISH POLISHED | ULTRABODY VITRIFIED TILES





ELEGANCE HIGH END

ELEGANCE BIANCO



FINISH MATT | ULTRABODY VITRIFIED TILES





FINISH POLISHED | ULTRABODY VITRIFIED TILES





ELEGANCE HIGH END

ELEGANCE NERO



FINISH MATT | ULTRABODY VITRIFIED TILES



FINISH POLISHED | ULTRABODY VITRIFIED TILES





ELEGANCE HIGH END

ELEGANCE BRICK



FINISH MATT | ULTRABODY VITRIFIED TILES


FINISH POLISHED | ULTRABODY VITRIFIED TILES





ELEGANCE HIGH END

ELEGANCE OLIVA



FINISH MATT | ULTRABODY VITRIFIED TILES

FINISH POLISHED | ULTRABODY VITRIFIED TILES



TECHNICAL SPECIFICATION

S. No	Property	ISO 13006 :2018 / EN 14411 Group Bla Requirement	Indian Standard IS 15622:2017 Group Bla, Requirement	MARBONITE (FB) Value	Test Method
	Dimensions & Surface Quality	Whichever is less	Rectified edge		
1	Deviation in Length & Width	± 0.3% or ±2.0mm	± 0.1 %	± 0.1%	ISO 10545-2 / IS 13630-1
2	Deviation in Thickness	± 5% or ±0.5mm	± 5 %	± 4%	ISO 10545-2 / IS 13630-1
3	Straightness of Sides	± 0.3% or ±0.8mm	± 0.1 %	± 0.1%	ISO 10545-2 / IS 13630-1
4	Rectangularity	± 0.3% or ±1.5mm	± 0.1 %	± 0.1%	ISO 10545-2 / IS 13630-1
5	Surface Flatness (Edge Curvature, Centre Curvature & Warpage)	± 0.4% or ±1.8mm	± 0.5 %	± 0.15%	ISO 10545-2 / IS 13630-1
6	Surface Quality	Min 95% free from visible defects	Min 95% free from visible defects	> 95% free from visible defects	ISO 10545-2 / IS 13630-1
	Physical Property				
7	Water Absorption	≤ 0.5%	Average ≤0.08%, Individual Max 0.1%	≤ 0.05%	ISO 10545-3/ IS 13630- 2
8	Modulus of Rupture	≥ 35 N/mm ²	Average 35 N/mm ² , Individual 32N/mm ² , Min	≥ 38N/mm ²	ISO 10545-4/ IS 13630-6
9	Breaking Strength	≥ 1300 N	Min1300 N	≥ 1500 N	ISO 10545-4 / IS 13630-6
10	Moisture expansion	report value	0.02 mm/m, Max	≤ 0.02 mm/m	ISO 10545-10 / IS 13630-3
11	Scratch hardness of surface (Moh's scale)	-	5, Min	≥ 5	IS 13630 -13
12	Coefficient of Linear Thermal Expansion	report value	Max, $6 \times 10^{-6} K^{-1}$	≤ $6 \times 10^{-6} K^{-1}$	ISO 10545-8/ IS 13630-4
13	Thermal Shock Resistance	report result	10 cycles Min	No Damage	ISO 10545-9 / IS 13630 -5
14	Impact Resistance	report value	0.55, Min	≥ 0.55	ISO 10545-5 / IS 13630-14
15	Coefficient of friction	-	Manufacturer to declare	≥0.3	ANSI A 326.3
16	Frost Resistance	report result	required if requested by purchaser	No Damage	ISO 10545-12 / IS 13630-10
17	Resistance to Deep Abrasion of Unglazed Tiles	≤ 175 mm ³	Max 140 mm ³	≤ 140mm ³	ISO 10545- 6 / IS 13630-12
18	Bulk Density (g/cc)	-	2.2, Min	≥ 2.2	ISO 10545-3 / IS 13630-2
19	Color Resistance to UV light	report result	-	No change in color	DIN 51094
20	Chemical Property (cleansers except to cleansing agents contain Hydrofluoric acids and its compounds)				
a	Resistance to Staining - Unglazed Tiles	-	Class 2, Min	Class 2, Min	ISO 10545-14 / IS 13630-7
b	Resistance to Household Chemicals and Swimming Pool water cleansers - Unglazed tiles	UB	report resistance class	UA	ISO 10545-13 / IS 13630-7
c	Resistance to acids and alkalis (Unglazed Tiles)	report resistance class	report resistance class	UA	ISO 10545-13 / IS 13630 -7

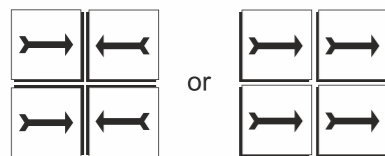
* ISO / IS technical specifications for Johnson tiles are applicable only for premium /1st Quality tile
Please inspect all tiles prior to installation, company will not entertain any complaints once tiles are laid / fixed

MARBONITE TILE FIXING INSTRUCTIONS

1. Plaster the surface of the floor where the tiles will be laid with smooth finish and complete the plastering and curing at least two weeks prior to laying.
2. Before fixing Marbonite tiles, lay them out in the desired pattern and make sure that they give an acceptable blend of shade, colour and design. Please note that certain amount of shade and size variation is inherent in the manufacture of vitrified tiles. Certain products will have intentional shade or colour variation to get the natural and elegant look, which is an integral element of the design resembling naturally created veins or shaded effect.
3. The company bears no responsibility towards the tiles exposed to any outside process like transfers, printing, firing etc.
4. For fixing Marbonite, we recommend using an appropriate product from the range of tile fixing adhesives from the ARDEX ENDURA (INDIA) PVT. LTD. Please follow the adhesive manufacturer's recommendations and instructions for best results.
5. For fixing Marbonite tiles on the floor, using sand and cement, follow the instructions given below :
 - a) Use cement and sand mortar in the ratio of 1:4. Add some water to create a consistent paste.
 - b) Once the mixing has been completed do not add any further water and use the same within one hour.
 - c) Apply a 20-30 mm, layer of bedding material over an area of 1 square meter at a time on the surface of the area. Apply a fine slurry to the back of the tile to ensure proper and full bedding. Press gently for even adherence at the back of the tile.

DO NOT USE AN IRON HAMMER OR SOME HEAVY MATERIAL TO PRESS THE TILE.

6. For fixing Marbonite tiles on Wall / Dado, we recommend using an appropriate product from the range of tile fixing adhesives from the ARDEX ENDURA (INDIA) PVT. LTD. with proper trowelling method for 100 per cent coverage behind the tiles and for peerless bonding. Please follow the adhesive manufacturer's recommendations and instructions for best results. We do not recommend the use of sand and cement for fixing on Dado.
7. Mark and lay out the tiles from the center of the area to be laid so that cut tiles, if any, will be on the outer edges towards the walls.
8. The work size which we try to maintain for better technical performance is 60 cm x 60 cm on average. It is advisable to maintain a gap of 1 mm to 2 mm between every tile to allow for possible expansion as per ISO tolerance norms.
9. Complete the laying process by pressing the cut Marbonite tiles firmly into place along the walls/floors.
10. Allow 3-4 days for bed curing. After this period fill the joints with cementitious or epoxy grouts from ARDEX ENDURA (INDIA) PVT. LTD. Use of grout sealant is recommended for keeping the grout free of dust.
11. Fifteen minutes after finishing the grouting process, wipe off excess grout with a damp sponge and polish the tiles with a soft and dry cloth for a clean surface. The tiles can also be cleaned with a mild acid (However, Hydrofluoric acid and its derivatives should not be used). You can also use tile & stone cleaners from ARDEX ENDURA (INDIA) PVT. LTD.



12. Please note that the company does not accept any liability in case of problems arising out of non-adherence to these fixing instructions.

13. THE COMPANY WILL BEAR NO RESPONSIBILITY AFTER THE TILES ARE FIXED.

14. Kindly look for an arrow (→) on the back of the tile and follow the laying pattern as shown in Pic-1:-

NOTHING IN THESE INSTRUCTIONS IS A SUBSTITUTE FOR GOOD WORKMANSHIP AND SUPERVISION.

PACKING DETAILS (SOLID SURFACE)

Product	Sizes	Finishes	No of Tiles/Box	Approx Area/Box (sq m)	Approx Weight/Box (kgs)	Approx Cartons/ 20' Container	Approx Area per Container (sq m)
60x120 Solid Surface	60x120	FB Polished	2	1.44	25	1240	1786
		FB Matt	2	1.44	31	1000	1440
60x60 Solid Surface	60x60	FB Polished	4	1.44	25	1240	1786
		FB Matt	4	1.44	31	1000	1440

PACKING DETAILS (PLATINA)

Product	Sizes	Finishes	No of Tiles/Box	Approx Area/Box (sq m)	Approx Weight/Box (kgs)	Approx Cartons/ 20' Container	Approx Area per Container (sq m)
60X120	60x120	Polished	2	1.44	25	1240	1786
60x60 Elite	60x60	Polished	4	1.44	27.5	1125	1623

PACKING DETAILS (ELEGANCE)

Product	Sizes	Finishes	No of Tiles/Box	Approx Area/Box (sq m)	Approx Weight/Box (kgs)	Approx Cartons/ 20' Container	Approx Area per Container (sq m)
60x120 Solid Surface	60x120	FB Polished	2	1.44	25.5	1215	1751
		FB Matt	2	1.44	28.5	1085	1566
60x60 Solid Surface	60x60	FB Polished	4	1.44	25.5	1215	1751
		FB Matt	4	1.44	28.5	1085	1566





H & R JOHNSON (INDIA) DIVISION

Corporate Office:

"Rahejas", Main Avenue, 3rd Floor, V.P. Road,
Santacruz (W), Mumbai - 400 054.

☎ 022 6986 7300 📞 +91 84510 57484

☎ 1800-210-7484

🌐 www.hrjohnsonindia.com

✉ tiles.customercare@prismjohnson.in

For Export enquiries:

✉ exports.customercare@prismjohnson.in

Colors shown are as accurate as the limitations of the printing process will allow. Prospective customers are advised to inspect a sample of the tile before ordering. Every effort has been made to ensure the accuracy of the information given. However, the company reserves the right to change the specifications without prior notice. Sometimes, variations in shade or size may occur which is inherent to the ceramic industry. Before fixing the tiles, we urge you to read and follow the fixing instructions given on the carton box of the tiles. The company will not take any responsibility and will not accept any complaints of shade, size or planarity once the tiles have been fixed.

Although every effort is made to ascertain that all the information provided in this brochure is accurate before printing, errors may still happen. Please contact the local branch office for updated information before placing orders. The information contained in this catalog is given in good faith. The Company takes no liability on account of any loss or damage either consequential or otherwise as a result of the information provided therein.

HRJIndia @hrjohnsonofficial Hrjohnsonindia hrjohnson_india

h-&-r-johnson-india-prism-johnson-limited HRJohnsonIndia1